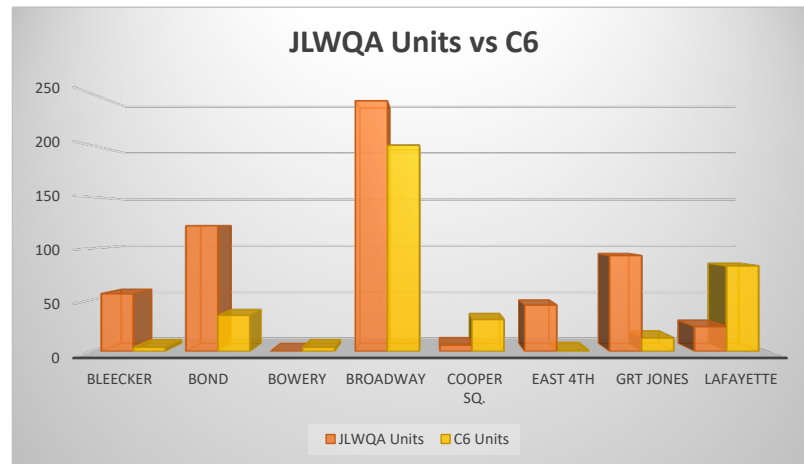
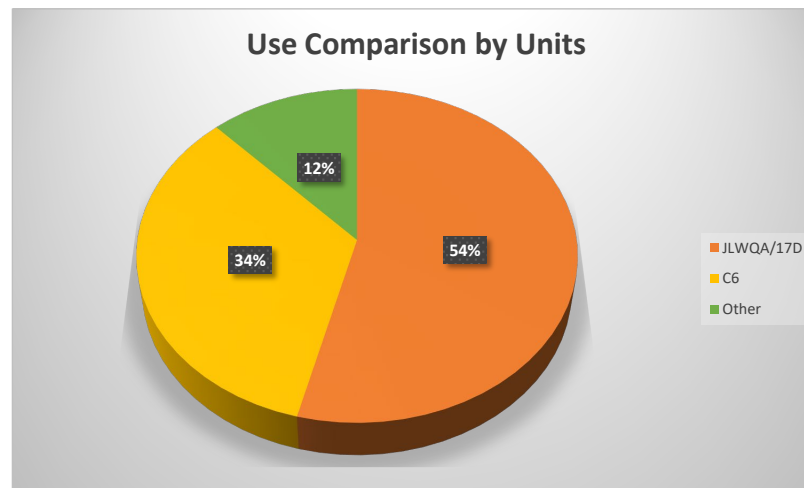


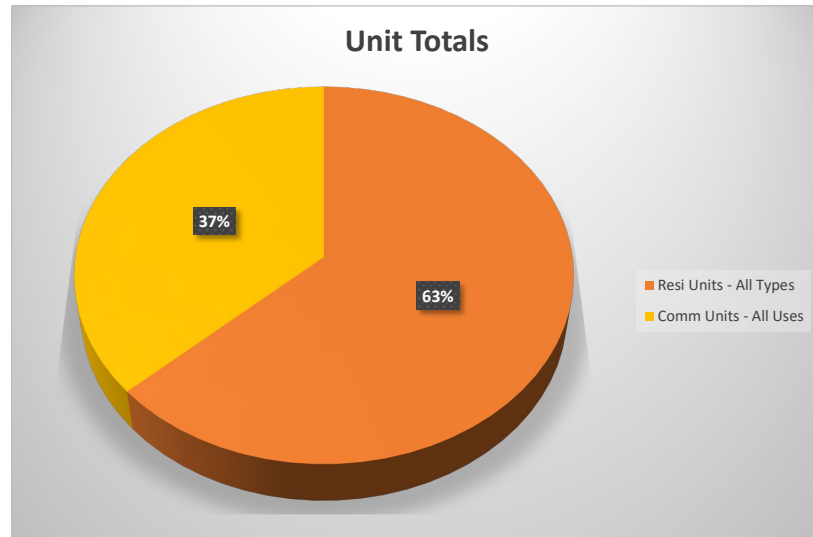
	JLWQA Units	C6 Units
Bleecker	56	4
Bond	122	35
Bowery	0	4
Broadway	243	200
Cooper Sq.	6	31
East 4th	45	1
Grt Jones	93	13
Lafayette	24	83



	JLWQA/17D	C6	Other
Use Comparison by Units	589	371	131

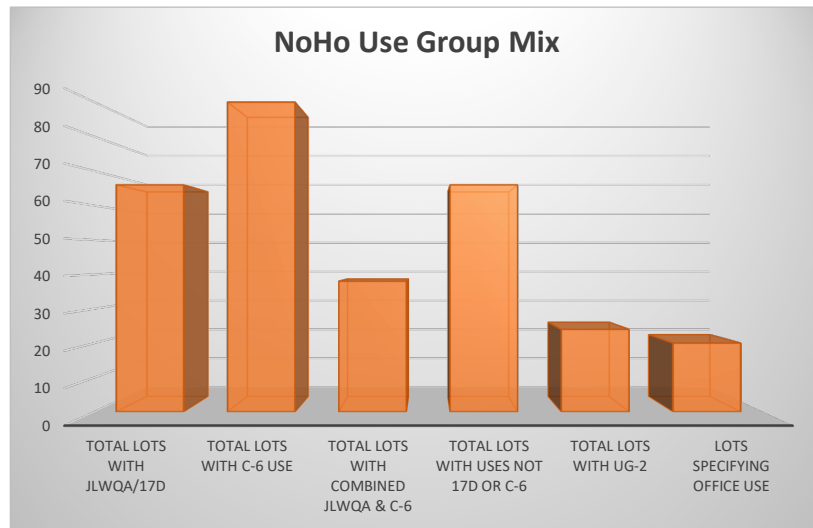


	Resi Units - All Types	Comm Units - All Uses
Unit Totals	1021	593

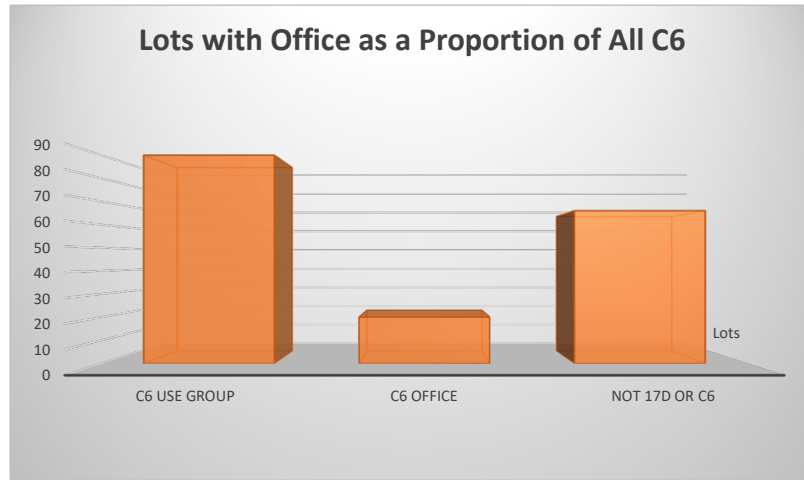


	Lot Size sq. ft.	Gross Sq. Ft.	Av. FAR
Bulk	769481	4292832	5.8

	Total Lots	Percentage
Total Lots	165	100%
Total Lots with JLWQA/17D	66	40%
Total Lots with C-6 Use	90	55%
Total Lots with Combined JLWQA & C-6	38	23%
Total Lots with Uses not 17D or C-6	66	40%
Total Lots with UG-2	24	15%
Lots Specifying Office Use	20	12%



Lots with Office as a proportion of all C6	Lots	%
C6 Use Group	90	100%
C6 Office	20	22%
Not 17D or C6	66	73%



Appendix JLWQA	Joint Living Working Quarters for Artists
C6	Commercial Use Group with broad range of sub- uses. Includes Retail (sometimes limited by size or bulk), Food & Beverage, Office, Entertainment/Event,
UG-2	Residential

For a complete glossary of uses visit <https://www1.nyc.gov/assets/planning/download/pdf/zoning/zoning-text/appendixa.pdf?r=0122>